

INSTRUCTION FOR USE

Radiant Ultra Flo

(Light Curing Zirconia Filled Flowable Composite)

Radiant Ultra Flo is a light-cured, radiopaque, zirconia-filled flowable composite designed for restorative dental procedures. It provides high mechanical strength, excellent wear resistance, low polymerization shrinkage, and superior handling characteristics. The material is available in High Flow, Low Flow, and Zero Flow viscosities to suit different clinical applications. It allows incremental placement of up to 3 mm thickness.

COMPOSITION

TEGDMA, Bis-GMA, UDMA, PEGDMA, Bis-EMA, Zirconia fillers (5–15 nm), Modified silica fillers (5–20 nm), Barium glass fillers (0.15–0.50 µm)

INDICATIONS

- Direct restoration of Class V cervical lesions and cervical caries
- Restoration of root erosions and wedge-shaped defects
- Restoration of anterior teeth (Class III and Class IV restorations)
- Small posterior restorations
- Repair of composite restorations and ceramic veneers
- Blocking out undercuts
- Liner or base applications where flowable composites are indicated

CONTRAINDICATIONS

- Radiant Ultra Flo should not be used in:
- Patients with known hypersensitivity or severe allergic reactions to methacrylate-based resins or any product components
- If allergic reactions occur, discontinue use and seek medical advice.

INSTRUCTIONS FOR USE

Storage and Conditioning

- If stored at low temperatures, allow the material to reach room temperature before use.

Tooth Preparation

- Clean the tooth surface with a non-fluoride prophylaxis paste
- Prepare the cavity according to standard adhesive restorative principles
- Ensure proper isolation using a rubber dam, cotton rolls, or saliva ejector

Adhesive Procedure

- Etch and bond the prepared tooth surface according to the bonding agent manufacturer's instructions
- Light cure the adhesive system before placement of composite

Composite Placement

- Attach the applicator tip securely to the syringe
- Dispense material directly into the prepared cavity
- Shape and contour using an appropriate dental instrument

Important

Apply in increments not exceeding 3 mm thickness, Avoid introducing air bubbles during placement

Light Curing

- Cure each increment separately for 20 seconds using a suitable curing light with wavelength range of 400–500 nm

- Position the curing light tip close to the material surface during curing

Note: Close syringe cap immediately after use, Excessive exposure to ambient or operator light may result in premature curing

Finishing and Polishing

- After final curing:
- Check occlusion where applicable
 - Remove excess material using finishing burs or polishing instruments
 - Polish using polishing discs, silicone polishers, and polishing paste

WARNINGS AND PRECAUTIONS

- Avoid prolonged or repeated contact with skin and eyes
- May cause skin irritation, allergic contact dermatitis, or hypersensitivity reactions in susceptible individuals
- Avoid inhalation of uncured material vapors or particles
- Do not ingest the material
- In case of skin contact, remove material immediately using cotton and alcohol, then wash thoroughly with soap and water
- If skin irritation, rash, or allergic reactions occur, discontinue use and seek medical advice
- In case of eye contact, rinse immediately with plenty of water and seek medical attention
- Eugenol-containing materials should not be used with this product, as they may interfere with polymerization and hardening
- Protect syringes from excessive heat and direct sunlight

PRESENTATION

Ref. No.: PL-0478- Radiant Ultra Flo- 2 x 2 g Syringe

AVAILABLE SHADES

A1, A2, A3, A3.5, A4, B1, B2, C1, C2, EW

STORAGE CONDITIONS

- Store in a dry place protected from light
- Store at temperatures between 10°C (50°F) and 25°C (77°F)
- Protect from moisture
- Keep syringe tightly closed after use
- Shelf life is not affected after opening if stored properly in a cool and dry place


SHELF LIFE

3 years from the date of manufacture

DISPOSAL

Dispose of product contents and packaging according to local regulations and applicable country-specific requirements.

CONTACT

 **Prevalent Healthcare LLP**, Poongode Road, Karutheni, Malappuram, Kerala - 679339, India.
Ph: +91 4931257954 Email: info@prevalentonline.com
www.prevalentonline.com


Failure to comply with the specified storage conditions may alter the working characteristics of the material and reduce its shelf life.


The manufacturer is not responsible for any loss of quality resulting from non-compliance with the specified conditions for transportation, storage, and use of this product. The user assumes full responsibility for using the material for any purposes other than those specified by the manufacturer.



This material is intended solely for professional dental use. Application must be carried out strictly according to the instructions for use. The manufacturer accepts no liability for damages resulting from failure to follow the provided instructions or for use beyond the stipulated applications. The user is responsible for assessing the material's suitability for any purpose not explicitly stated in this instruction sheet. The descriptions and data provided do not constitute a warranty of attributes and are not legally binding.

This product is specially formulated for use in dentistry and to be used by qualified dental personnel


 Symbol for "TEMPERATURE LIMITATION"  Symbol for "KEEP DRY"

 Symbol for "KEEP OUT OF THE REACH OF CHILDREN"


 Symbol for "DO NOT USE IF PACKAGE IS DAMAGED"

 Symbol for "KEEP AWAY FROM SUNLIGHT"  Symbol for "CAUTION"

 Symbol for "MANUFACTURER NAME & ADDRESS"

 Symbol for "CONSULT INSTRUCTION FOR USE"

 Symbol for "CATALOGUE NUMBER"  Symbol for "USE BY"

 Symbol for "MEDICAL DEVICE"

 Symbol for "NON STERILE"

 Symbol for "BATCH CODE"

Document No	PL-IFU-079
Revision	02
Date	19-11-2025