

## INSTRUCTION FOR USE

### Preva EDTA Cream

#### (Root Canal Lubricating and Chelating Cream)

Prevalent's Preva EDTA Cream is a water-based root canal lubricating and chelating preparation formulated with EDTA salts and carbamide peroxide. It is designed to facilitate endodontic instrumentation by lubricating canal walls, assisting in the removal of inorganic debris and smear layer components, and aiding in cleaning during root canal procedures.

#### COMPOSITION

EDTA (Ethylenediaminetetraacetic Acid) Salts – 17%

Carbamide Peroxide – 10%

Water-based cream base

#### INDICATIONS FOR USE

- Lubrication during root canal instrumentation
- Chelation and softening of calcified dentin during canal preparation
- Assistance in negotiating narrow and calcified canals
- Facilitation of root canal file movement
- Aid in debris removal during endodontic treatment
- Assistance in smear layer management during instrumentation

#### PROPERTIES

- Provides lubrication for endodontic instruments
- EDTA assists in chelation of inorganic dentin components
- Helps facilitate canal preparation in narrow and calcified canals
- Carbamide peroxide contributes an effervescent cleaning action
- Water-based formulation allows easy irrigation and removal
- Smooth cream consistency for controlled application

#### CONTRAINDICATIONS

Do not use in:

- Patients with known hypersensitivity to any component of the product
- Cases where use of chelating agents is contraindicated
- Non-dental applications

#### DIRECTIONS FOR USE

Preparation

- Prepare the tooth and establish access to the root canal system following standard endodontic protocol.
- Attach a suitable applicator tip to the syringe containing Preva EDTA Cream.

Application:

- Dispense a small amount of cream directly into the root canal using the applicator tip or a suitable endodontic file.
- Alternatively, coat the endodontic instrument (file or reamer) with the cream before insertion into the canal.

Instrumentation:

- Proceed with mechanical instrumentation of the root canal.
- The cream will lubricate the canal and instrument, reducing friction and risk of instrument separation.
- The chelating action of EDTA softens dentin and aids in the removal of the smear layer and calcific obstructions.

Irrigation:

- During instrumentation, irrigate the canal intermittently with PrevaSol (Sodium Hypochlorite Solution) to enhance debris removal and activate the effervescent action of Carbamide peroxide.
- The effervescence helps dislodge and flush out organic and inorganic debris from the canal walls.

Repeat as Needed:

- Reapply the cream as necessary during the cleaning and shaping process for continued lubrication and chelation.

Final Rinse:

- After instrumentation, thoroughly irrigate the canal with sterile saline or sodium hypochlorite to remove residual cream and debris before obturation.

Note:

Recommended Exposure Time

- During instrumentation: Reapply every 1–2 minutes
- Avoid excessive contact longer than 10 minutes without irrigation

#### WARNINGS

- For professional dental use only.
- Avoid contact with eyes and soft tissues.
- Do not swallow the material.
- Use only as directed.
- Excessive use may alter dentin structure.
- Ensure complete irrigation and removal from canals before obturation.

#### PRECAUTIONS

- Use the minimum amount required for effective canal preparation.
- Avoid extrusion beyond the apical foramen.
- Follow accepted endodontic protocols during treatment.
- Use appropriate personal protective equipment during handling.
- Keep container tightly closed after use.

#### ADVERSE REACTIONS

Possible adverse effects may include:

- Temporary irritation if material contacts soft tissues
- Hypersensitivity reactions in susceptible individuals
- Temporary discomfort if extruded beyond the apex
- Discontinue use if unexpected adverse reactions occur.

#### PRESENTATION

Ref: PL-0184- Preva EDTA Cream – 1 x 3gm syringe, Applicator Tips

Ref: PL-0185- Preva EDTA Cream – 4 x 3gm syringe, Applicator Tips

#### STORAGE CONDITIONS

Store between 5°C–30°C

Keep tightly closed when not in use

Protect from direct sunlight and excessive heat

Do not freeze


#### SHELF LIFE

3 years from date of manufacturing.

#### DISPOSAL

Dispose of product and packaging according to local regulations for dental and medical waste.

#### CONTACT


 **Prevalent Healthcare LLP**, Poongode Road, Karutheni, Malappuram, Kerala – 679339, India.  
Ph.: +91 4931257954 Email: info@prevalentonline.com  
www.prevalentonline.com

Failure to comply with the specified storage conditions may alter the working characteristics of the material and reduce its shelf life. The manufacturer is not responsible for any loss of quality resulting from non-compliance with the specified conditions for transportation, storage, and use of this product. The user assumes full responsibility for using the material for any purposes other than those specified by the manufacturer.



This material is intended solely for professional dental use. Application must be carried out strictly according to the instructions for use. The manufacturer accepts no liability for damages resulting from failure to follow the provided instructions or for use beyond the stipulated applications. The user is responsible for assessing the material's suitability for any purpose not explicitly stated in this instruction sheet. The descriptions and data provided do not constitute a warranty of attributes and are not legally binding.

**This product is specially formulated for use in dentistry and to be used by qualified dental personnel**


 Symbol for "TEMPERATURE LIMITATION"  Symbol for "KEEP DRY"



 Symbol for "KEEP OUT OF THE REACH OF CHILDREN"


 Symbol for "DO NOT USE IF PACKAGE IS DAMAGE"


 Symbol for "KEEP AWAY FROM SUNLIGHT"  Symbol for "CAUTION"


 Symbol for "MANUFACTURER NAME & ADDRESS"

 Symbol for "CONSULT INSTRUCTION FOR USE"

 Symbol for "CATALOGUE NUMBER"  Symbol for "USE BY"

 Symbol for "MEDICAL DEVICE"

 Symbol for "NON STERILE"

 Symbol for "BATCH CODE"

Document No	PL-IFU-028
Revision	02
Date	10-08-2025