



Back to Home



INSTRUCTION FOR USE

Pumice Powder

(Pumice – Volcanic Glass Powder)

Prevalent™ Pumice Powder is a high-quality, medium-grit abrasive material designed to effectively remove plaque, stains, and debris. It provides controlled abrasion while maintaining surface integrity, making it suitable for routine dental prophylaxis and laboratory use.

COMPOSITION

Pumice (Volcanic Glass – Aluminum Silicate based material)

INDICATIONS FOR USE

- Cleaning of tooth surfaces before restorative procedures
- Removal of plaque and extrinsic stains
- Polishing of enamel surfaces
- Cleaning of dentures, crowns, and orthodontic appliances
- Use in dental laboratories for finishing and polishing

INSTRUCTIONS FOR USE

Preparation

- Dispense a small quantity of pumice powder into a clean dappen dish.
- Add water gradually to form a smooth, workable paste.

Application

- Apply the pumice paste to the tooth surface using a rubber cup, bristle brush, or suitable polishing instrument.
- Operate at low to moderate speed with light pressure.

Rinsing

- Rinse thoroughly with water to remove all residues.

Post-Procedure

- Proceed with the intended dental procedure (etching, bonding, restoration, etc.).

WARNINGS & PRECAUTIONS

- For professional dental use only
- Avoid inhalation of dust; use in a well-ventilated area
- Avoid contact with eyes; in case of contact, rinse immediately with water
- Use appropriate personal protective equipment (mask, gloves, eye protection)
- Do not use excessive pressure to prevent enamel damage

CONTRAINDICATIONS:

- Do not use on hypersensitive teeth or exposed dentin unless clinically justified
- Avoid use on newly erupted or demineralized enamel surfaces
- Not recommended for patients with known sensitivity to abrasive materials

STORAGE CONDITIONS

- Store in a cool, dry place
- Keep container tightly closed to prevent moisture contamination
- Protect from humidity

SHELF LIFE:

3 years from the date of manufacturing.


PRESENTATION

Ref: PL-0238- Pumice Powder- 250g Jar

DISPOSABLE CONDITIONS

Dispose of according to local regulations and facility guidelines.

CONTACT DETAILS














 **Prevalent Healthcare LLP**, Poongode Road, Karutheni, Malappuram, Kerala – 679339, India.
Ph.: +91 4931257954 Email: info@prevalentonline.com www.prevalentonline.com

Failure to comply with the specified storage conditions may alter the working characteristics of the material and reduce its shelf life.

The manufacturer is not responsible for any loss of quality resulting from non-compliance with the specified conditions for transportation, storage, and use of this product. The user assumes full responsibility for using the material for any purposes other than those specified by the manufacturer.

This material is intended solely for professional dental use. Application must be carried out strictly according to the instructions for use. The manufacturer accepts no liability for damages resulting from failure to follow the provided instructions or for use beyond the stipulated applications. The user is responsible for assessing the material's suitability for any purpose not explicitly stated in this instruction sheet. The descriptions and data provided do not constitute a warranty of attributes and are not legally binding.

This product is specially formulated for use in dentistry and to be used by qualified dental personnel

-  Symbol for "CAUTION"
-  Symbol for "CONSULT INSTRUCTION FOR USE"
-  Symbol for "KEEP AWAY FROM SUNLIGHT"
-  Symbol for "TEMPERATURE LIMITATION"
-  Symbol for "KEEP OUT OF THE REACH OF CHILDREN"
-  Symbol for "NON STERILE"
-  Symbol for "DO NOT USE IF PACKAGE IS DAMAGE"
-  Symbol for "MEDICAL DEVICE"
-  Symbol for "KEEP DRY"
-  Symbol for "USE BY"
-  Symbol for "BATCH CODE"
-  Symbol for CATALOGUE NUMBER"
-  Symbol for "MANUFACTURER NAME & ADDRESS"

Document No	PL-IFU-0123
Revision	01
Date	10-10-2025