

## ORTHO PRIMER

### Light Cured Orthodontic Adhesive Primer

Single-Component, Light-Cured Orthodontic Primer is a methacrylate-based bonding primer formulated to promote adhesion between enamel surfaces and orthodontic bonding adhesives. The material provides high bond strength, reliable performance under clinical conditions, and consistent handling with good moisture tolerance.

#### COMPOSITION

Bis-GMA (Bisphenol A-Glycidyl Methacrylate), HEMA (2-Hydroxyethyl Methacrylate), Photoinitiators, Solvents (Ethanol or Acetone), Stabilizers and Additives

#### INTENDED USE

For conditioning etched enamel surfaces prior to bonding orthodontic brackets, buccal tubes, and attachments using light-cured orthodontic adhesive systems.

#### INDICATIONS

ORTHODENT® Ortho Primer is indicated for:

- Bonding orthodontic brackets
- Bonding buccal tubes
- Bonding orthodontic attachments and accessories
- Use in combination with light-cured orthodontic adhesive pastes

#### CONTRAINDICATIONS

Do not use:

- In patients with known hypersensitivity to methacrylates, HEMA, or related resin components
- On dentin, cementum, or restorative materials unless specifically indicated
- On contaminated or inadequately etched enamel surfaces

#### WARNINGS

- Contains methacrylate monomers and flammable solvents.
- May cause skin sensitization or allergic reactions.
- Avoid contact with skin, eyes, and oral soft tissues.
- Use only in a well-ventilated area.
- Keep away from heat, sparks, and open flames.
- Do not expose to operatory light for prolonged periods.
- Keep out of reach of children.
- For professional dental use only.

#### PRECAUTIONS

- Wear gloves, mask, and protective eyewear during use.
- Ensure enamel surfaces remain clean and dry.
- Replace the cap immediately after dispensing to prevent solvent evaporation.
- Do not use if the material becomes thickened, discolored, or shows phase separation.
- Use only with compatible orthodontic adhesive systems.

#### ADVERSE REACTIONS

- Possible adverse reactions may include:
  - Temporary irritation of skin, eyes, or oral mucosa
  - Allergic contact dermatitis
  - Hypersensitivity reactions in susceptible individuals
- If irritation persists, discontinue use and seek medical attention.

#### INSTRUCTIONS FOR USE

1. Tooth Preparation
  - Clean the tooth surface thoroughly with non-fluorinated pumice and water.
  - Rinse and dry completely.
  - Isolate the tooth and maintain a dry field.
2. Enamel Etching
  - Apply 35–37% phosphoric acid etching gel to the enamel for 15–30 seconds.
  - Rinse thoroughly with water.
  - Dry with oil-free, moisture-free air until the enamel appears chalky white.
3. Primer Application
  - Dispense a small amount of ORTHODENT® Ortho Primer into a clean mixing well.
  - Apply a thin, uniform layer to the etched enamel using a disposable microbrush.
  - Gently air-thin for 2–3 seconds to evaporate the solvent.
4. Bonding Procedure
  - Two clinical techniques are commonly used:
    - Option A – No Pre-Cure (Recommended)
      - Proceed immediately with application of orthodontic adhesive to the bracket base.
      - Position the bracket and light cure according to the adhesive manufacturer's instructions.
    - Option B – Optional Pre-Cure
      - Light cure the primer for 10 seconds, then proceed with adhesive placement and bracket bonding.
  - 5. Final Curing
    - Light cure the adhesive according to the instructions for the orthodontic bonding paste being used.

#### PRESENTATION

Ortho Primer Ref.No: PL-0335 - 8ml Bottle

#### STORAGE

Store at 15°C – 25°C (59°F – 77°F) in a cool, dry, and dark place.

Avoid direct sunlight and high humidity.

Do not freeze.

Keep container tightly closed when not in use.

#### SHELF LIFE

3 years from the date of manufacture when stored under recommended conditions.

Do not use after the expiry date printed on the label.

#### DISPOSAL

Dispose of unused material and empty containers in accordance with local regulations for chemical waste.















Do not discharge into drains or waterways.



**Prevalent Healthcare LLP**, Poongode Road, Karutheni, Malappuram, Kerala – 679339, India.  
Ph.: +91 4931257954 Email: info@prevalentonline.com  
www.prevalentonline.com

Failure to comply with the specified storage conditions may alter the working characteristics of the material and reduce its shelf life. The manufacturer is not responsible for any loss of quality resulting from non-compliance with the specified conditions for transportation, storage, and use of this product. The user assumes full responsibility for using the material for any purposes other than those specified by the manufacturer. This material is intended solely for professional dental use. Application must be carried out strictly according to the instructions for use. The manufacturer accepts no liability for damages resulting from failure to follow the provided instructions or for use beyond the stipulated applications. The user is responsible for assessing the material's suitability for any purpose not explicitly stated in this instruction sheet. The descriptions and data provided do not constitute a warranty of attributes and are not legally binding.

**This product is specially formulated for use in dentistry and to be used by qualified dental personnel**

-  Symbol for "CAUTION"     Symbol for "CATALOGUE NUMBER"
-  Symbol for "KEEP AWAY FROM SUNLIGHT"
-  Symbol for "KEEP OUT OF THE REACH OF CHILDREN"
-  Symbol for "DO NOT USE IF PACKAGE IS DAMAGE"
-  Symbol for "KEEP DRY"     Symbol for "FLAMMABLE MATERIAL"
-  Symbol for "CONSULT INSTRUCTION FOR USE"
-  Symbol for "MANUFACTURER NAME & ADDRESS"
-  Symbol for "TEMPERATURE LIMITATION"
-  Symbol for "MEDICAL DEVICE"     Symbol for "NON STERILE"
-  Symbol for "BATCH CODE"
-  Symbol for "USE BY"

Document No	PL-IFU-092
Revision	01
Date	12-10-2025